






# SEATING PLAN

This seating plan details our recommended seating for access performances taking place during our socially distanced season.

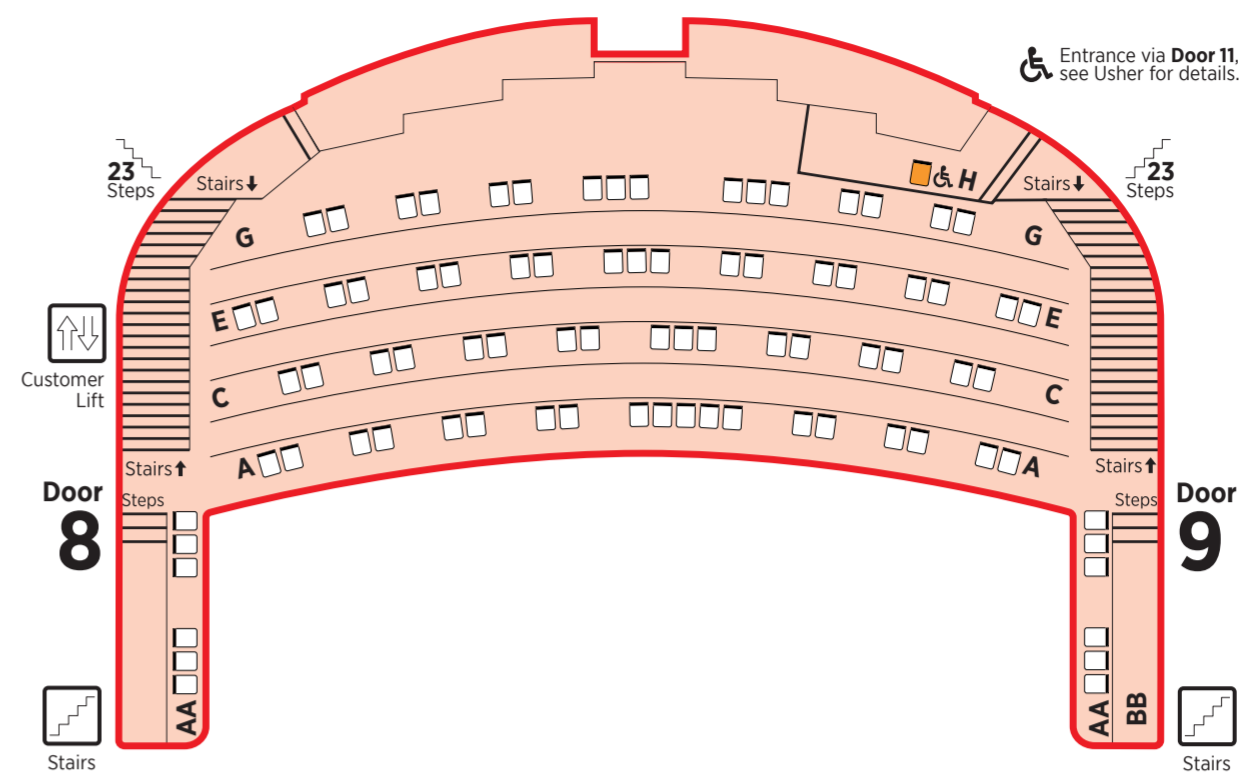
If you have any questions about this seating plan, please contact our Box Office on **0116 242 3595** or by email on **access@curvetheatre.co.uk**.

## Recommended seating for:

-  Captioning & Audio Description
-  Signed
-  Wheelchair Transfer Seats
-  Fixed Wheelchair Spaces
-  Companion Seats

These seats are recommended for our access customers however there are additional seats available and the Box Office team will happily discuss these options with you.

## Theatre Circle



## Stalls

